


TACT SWITCH WITH LED / TACT SWITCH

TACT SWITCH WITH LED / TACT SWITCH

TS-0-C0-E0




50mA 12V DC
OF: 160g
6.5x6.5x7.2mm

TS-□-C0-E0




50mA 12V DC
OF: 160g
6.5x6.5x7.2mm

TS-0-C0-A□




50mA 12V DC
OF: 160g
7.9x7.9x8.2mm

TS-0-C0-C□



50mA 12V DC
OF: 160g
7.9x7.9x8.2mm

TS-□-C0-B□



50mA 12V DC
OF: 160g
7.9x7.9x8.2mm

TS-□-C0-D□




50mA 12V DC
OF: 160g
7.9x7.9x8.2mm

TS-□-B□-D□



50mA 12V DC
OF: 160g
10x10x8.2mm

TS-□-A□-B□



50mA 12V DC
OF: 160g
10x10x8.2mm

Ordering Guide:

Series	Led Options	Housing Model	Cap Model
TS	Led Color	Color	Color

TS Series

Led Options

1=Red 2=Green 3=Orange 0=Without Led
7=Blue

Housing Model & Color

A=Square B=Round C=Without Housing
Color Code: 5=Gray 6=Black
0=Without Housing

Cap Model & Color

A=Square without Led B=Square with Led
C=Round without Led D=Round with Led
E = Without Cap

** Color Code: 1=Red 2=Green 3=Orange
4=Ivory 5=Gray 6=Black
0=Without Cap

TS-6301E,EA



50mA 12V DC
OF: 180g
E= 6x3.5x4.3mm
EA= 6x3.5x5.0mm

TS-6301H,HA



50mA 12V DC
OF: 180g
H= 6x3.5x4.3mm
HA= 6x3.5x5.0mm

TS-6301V,VA



50mA 12V DC
OF: 180g
V= 7.3x4.3x3.15mm
VA= 7.3x4.3x3.85mm

TACT SWITCH

TACT SWITCH

TS-1101-004



50mA 12V DC
OF: 160/250g
6.1x3.7x2.5mm

TS018 - □ MB



50mA 12V DC
OF: 160/180/250g
□ = 01: 6x3.8x2.5mm
02: 6x3.8x5.0mm

TS015 - □ MV



50mA 12V DC
OF: 160/180/250g
□ = 01: 7x3.4x3.5mm
02: 7x3.4x4.2 mm

TS-A □ PS



50mA 12V DC
OF: 160/250g unit: mm

TS-A □ PG



50mA 12V DC
OF: 160/250g unit: mm

TS-A □ M



50mA 12V DC
OF: 160/250g unit: mm

□	1	2	2-1	3	4	5-1	6	6-4	7	8	8-1	9	10	10-2
H (mm)	4.3	5.0	6.0	7.0	9.5	8.0	7.3	11.0	12.5	12.0	13.5	17.0	13.0	15.0

TS-A5PS



50mA 12V DC
OF: 160/250g
6x6x7.3mm

TS-A5PV



50mA 12V DC
OF: 160/250g
7.5x7.1x6.35mm

TS-A5M




50mA 12V DC
OF: 160/250g
6x6x7.3mm

TS-A □ PV



50mA 12V DC
OF: 160/250g
□ = H unit: mm
1 = 3.15 5-1 = 6.85 8-1 = 10.85
2 = 3.85 6 = 6.15 9 = 15.85
3 = 5.85 7 = 11.35
4 = 8.35 8 = 11.85

DTST -6 □ Series



50mA 12V DC
OF: 160g
□ = H unit: mm
1 = 4.3 2 = 5.0 3 = 7.0
5 = 9.5 6 = 13.0

DTSU-6 □



50mA 12V DC
OF: 160/260g
□ = H unit: mm
1 = 3.15 5 = 8.35
2 = 3.85 6 = 11.85
3 = 5.85 44 = 6.15(SQ)x2.4
4 = 6.15 48 = 6.15(SQ)x2.8

TACT SWITCH


TACT SWITCH

TS022- □ MBS



50mA 12V DC
OF: 180/250g
□ = 01: 4.5x4.5x1.5mm
02: 4.5x4.5x4.3mm

TS016C- □ MG



50mA 12V DC
OF: 70/100/160g
□ = 01: 6.2x6.2x3.1mm
02: 6.2x6.2x3.8mm

TS052 - 01ML



50mA 12V DC
OF: 100/160/250g
5.1x5.1x1.5mm

DTSGL-61



G=With Grand Pin
50mA 12V DC
OF: 160/260g
7.2x6.4x2.5mm

DTSL-61




50mA 12V DC
OF: 160/260g
7.2x6.4x2.5mm

DTSHW - □ □



50mA 12V DC
OF: 160/260g
□ □ = H(mm)
6 5 = 3.5 6 8 = 2.3
6 6 = 3.1 6 9 = 3.8
6 7 = 5.2

DTSJW - □ □




50mA 12V DC
OF: 160/260g
□ □ = H(mm)
6 5 = 3.5 6 8 = 2.3
6 6 = 3.1 6 9 = 3.8
6 7 = 5.2

DTSGMW-66




GM=SMT&With Ground Pin
50mA 12V DC
OF: 160/260g
6.2x6.3x3.1mm

DTSMW - □ □



50mA 12V DC
OF: 160/260g
□ □ = H(mm)
6 5 = 3.5 6 8 = 2.3
6 6 = 3.1 6 9 = 3.8
6 7 = 5.2

TA(S)-6 □ □ R



S=With Support Pin
50mA 12V DC
OF: 260g
□ □ = L unit: mm
0 0 = 0
0 8 = 0.8
1 0 = 1.0
2 3 = 2.35

PT043 - 03MV



50mA 12V DC
OF: 160/200g
4.7x3.5x4.5mm

PT043 - □ MB



50mA 12V DC
OF: 160/250g
□ = 01: 4.7x3.5x2.1mm
02: 4.7x3.5x2.5mm
04: 4.7x3.5x4.0mm

TACT SWITCH

TACT SWITCH

SPL-12-G



50mA 12V DC
OF: 250g
LED: Green (30mA 5V)
Size: 12x12mm

SPL-12-R



50mA 12V DC
OF: 250g
LED: Red (30mA 5V)
Size: 12x12mm

SPL-12-Y



50mA 12V DC
OF: 250g
LED: Yellow (30mA 5V)
Size: 12x12mm

TS-2201



50mA 12V DC
OF: 160/250g
2201: 12x12x4.3mm
2201B: 12x12x7.5mm
2201D: 12x12x12mm
2201G: 12x12x8.5mm
2201F: 12x12x9.5mm

TS-2201A



50mA 12V DC
OF: 160/250g
12x12x11.8mm

TS-2201S □



50mA 12V DC
OF: 160/250g
□ = H unit=mm
2201S=12x12x4.3 G=12x12x8.5
AA=12x12x6 I=12x12x13
B=12x12x7.5 L=12x12x5
D=12x12x12 Y=12x12x8
F=12x12x9.5 T=12x12x7.3方頭

TS-2201T



50mA 12V DC
OF: 160/250g
12x12x7.3mm

TS-1043



50mA 12V DC
OF: 160g
TS-1043 = 10x10x4.3mm
TS-1073 = 10x10x7.3mm
TS-1090 = 10x10x9.0mm

TS-505 □ L



10mA 35V DC
OF: 130/250g
With Lamp LED
□ = A: 12x11.4x9.8mm Square
= B: 12x11.4x12.8mm Round

TS-505R, R1



1A 125V AC
OFF-(ON)
OF: 100g
DIA. 8mm
R = 11.4x10.3mm
R1 = 11.4x12.8mm

TS-505S, S1



1A 125V AC
OFF-(ON)
OF: 100g
DIA. 8mm
S = 11.4x10.3mm
S1 = 11.4x9.8mm

TS-505D



10mA 35V DC
OFF-(ON)
OF: 130/250g
12x11.4x11.3mm

TACT SWITCH/DOUBLE ACTION/SEALED TACT SWITCH/SHUTTER SWITCH


TACT SWITCH/DOUBLE ACTION/SEALED TACT SWITCH/SHUTTER SWITCH

TSW6-O (Sealed)



50mA 12V DC
OF: 130/200/300/500g
7.2x7.2mm
Standard Type
Waterproof

TSW6-V (Sealed)



50mA 12V DC
OF: 130/200/300/500g
7.2x7.2mm
Vertical Type
Waterproof

TSW6-S (Sealed)



50mA 12V DC
OF: 130/200/300/500g
7.2x7.2mm
SMD Type
Waterproof

TSW6-G (Sealed)



50mA 12V DC
OF: 130/200/300/500g
7.2x7.2mm
Ground Terminal
Waterproof

EN047-01M



50mA 12V DC
OF:300g
7.3x7.5x4.9mm
SMD Type
4 Direction: 200gf
Center Push: 300gf

EN047D-01M



20mA 15V DC
OF:320g
11.7x11.7x1.55mm
SMD Type
4 Direction: 200gf
Center Push: 300gf

DAS-04 (Double Action)



50mA 12V DC
OF=100~260g
6.0x6.4x1.5mm
SMD Type
DAS-03: 有固定柱
DAS-04: 無固定柱

DAS-06 (Double Action)



50mA 12V DC
OF=100~260g
6.0x6.4x3.8mm
SMD Type
DAS-05: 無固定柱
DAS-06: 有固定柱

3S (Rotary Selecting Shutter Switch)



0mA 12V DC
OF=80~260g
12.2x13.0x3.5mm
10 pulse / 360°
SMD Type
OP: Center Push 1st = 100±50gf
2nd = 260±80gf
Rotary: 80±30gfc

LTL-613



50mA 12V DC
OF: 200/350g
6.0x6.0x5.0mm
Long Travel SMD Type

STS - □ □



20mA 12V DC
OF=180g
6.5x5.0x3.0mm
SMD Type TWO LED
□ □ = Left / Right LED
1 = Red 2 = Green
3 = Yellow 6 = Blue
7 = White 0 = Without LED

NTC302



20mA 15V DC
OF: 120g
6.2x3.0x3.5mm
SMD Type