


# PV array combiner box

## PRODUCT CATALOGUE



# description of system elements



您想配置一個特定的組串迴路？

您有一個多串逆變器需要超過2極？

您要在系統提供額外的保護例如含：保險絲、二極體？

任何有關的具體要求的輸出入電纜截面積？

任何特殊的連接器·例如MC或Tyco？

您是否需要從遠程操作開關·從 PLC或外部繼電器？

您是否想要在接地故障的情況下關閉系統？

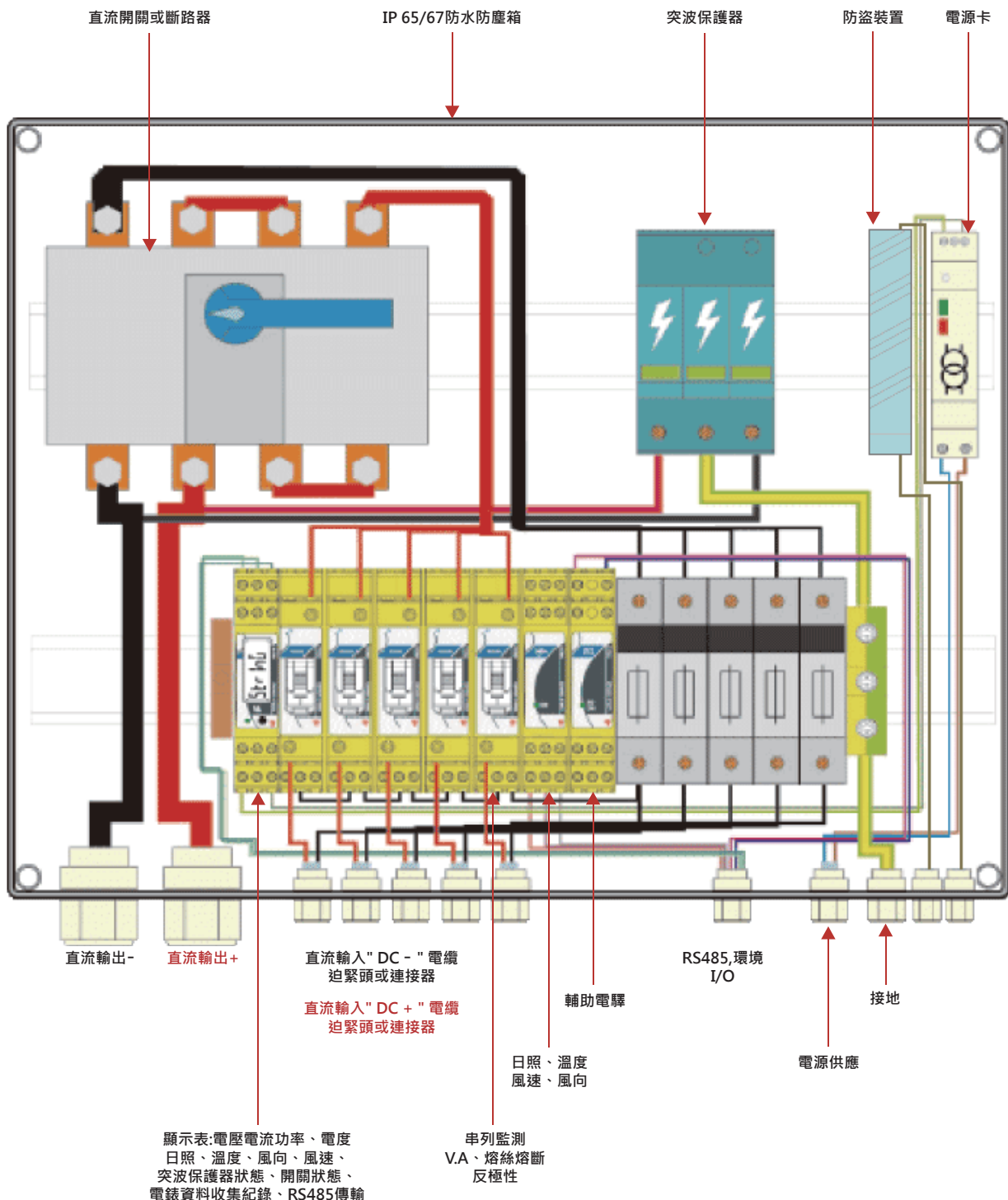
您是否想要串列即時監測？

您還有任何其他的要求？

日燭科技的直流開關箱根據您的設備訂製！

Note: Subject to change without any notice.

# stringMoni® arrayMoni®



|            |   |                         |   |                                       |
|------------|---|-------------------------|---|---------------------------------------|
| 輸入數        | 1   | 2                       | 3 | on request                            |
| 輸入線徑       | 2.5 - 6mm <sup>2</sup>  |                         |   | -                                     |
| 輸出線徑       | DC Switch disconnecter: 2.5mm <sup>2</sup> - 6mm <sup>2</sup>         |                         |   | -                                     |
|            | SPD: single strand 35mm <sup>2</sup> , multi-strand 25mm <sup>2</sup> |                         |   |                                       |
| 保護二極體      | 25, 35, 40A 1200 Vdc, or 1600 Vdc                                     |                         |   | 40A / 1600 Vdc                        |
| 保險絲        | 10A / 900 Vdc / 1000 Vdc, on request                                  |                         |   | 900 / 1000 Vdc                        |
|            | Other fuse rating 1,2,4,6,8,12,16,20,25 on request                    |                         |   | On request                            |
| 突波保護器      | 600Vdc In 20KA, Im 40KA 8/20 μs, class II, on request 1000 Vdc        |                         |   | 1000Vdc, In20 KA<br>Im 40 KA class II |
| 直流開關最大輸出電流 | 2 / 4 / 6 P, 16 A other on request                                    |                         |   | Up to 1250 A                          |
| 最大輸入電壓     | 600, 750, 850, 1000 Vdc   |                         |   |                                       |
| 箱體材質       | ABS, PC, GRP on request   |                         |   |                                       |
| 防護等級       | IP 65   |                         |   |                                       |
| 尺寸(mm)     | 300 x 400 x 180   | WxHxD, other on request |   | -                                     |
| 操作溫域       | SPD: -40~+80°C  |                         |   |                                       |
|            | DC switch disconnecter: -5 + 40°C on request: -25~+70°C               |                         |   |                                       |
| 儲存溫度       | SPD: -40~+80°C  |                         |   |                                       |
|            | DC switch disconnecter: -40~+80°C                                     |                         |   |                                       |
| 重量         |   |                         |   |                                       |
| 認證         | DC switch cCSus, UL508, KEMA, CCC, enclosure: TUV Fuse: IEC60269-6    |                         |   |                                       |

pvBos® - 100V - 16B4E - F210 - S15ER - PV40/100 - C06 - STCG - ODCG

combiner box

Max. system voltage Vdc  
60: 600Vdc 75: 750Vdc  
85: 850Vdc 100: 1000Vdc

Rated current of DC Switch disconnecter  
Type of mounting  
B: bottom mount P: panel mount  
E: clockwise 90 deg. H: anti-clockwise 90 deg.  
4: Number of Pole of DC Switch, 4 means 2 string input

F: fuse 2: number of fuse  
Rated Fuse current A  
available 2, 4, 6, 8, 10, 12, 16, 20, 25  
Other on request

S: string Monitor  
15: number of string input  
E: temperature, wind speed, wind direction, irradiation  
R: relay module for SPD, switch status output

Outer diameter of DC main cable  
1121: cable gland 11~21 mm  
1523: cable gland 15~23 mm  
1928: cable gland 19~28 mm

ST: String Connection  
CG: Cable gland  
CN: Connector

Max. cross section of cable, e.g. 2.5, 4, 6mm


Surge Protective Device for PV  
IN: 20 KA Imax: 40KA  
Voltage: 600, 750, 1000 Vdc  
60: 600Vdc 75: 750Vdc  
85: 850Vdc 100: 1000Vdc



- 有載隔離、箱體具防水、防塵IP65等級、蓋板採透明或非透明、門鎖及旋鈕鎖選項。

## AC標準交流箱

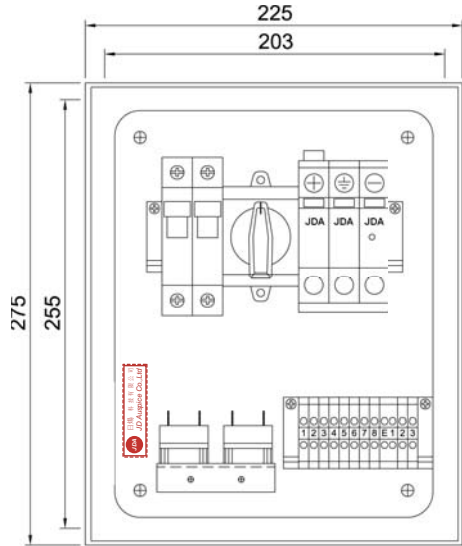
多數歐盟國家規定必須裝置交流斷路器、漏電斷路器、突波(過壓)保護器，箱體配置歐式端子並予結線，現場安裝節省成本與時間，除了歐規還有美規以及接受客製。



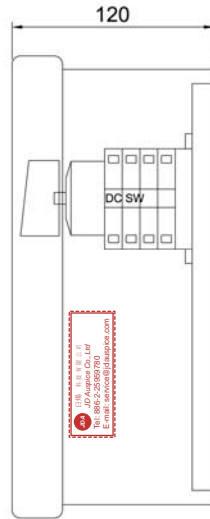
## 交流開關箱

|                   |  |
|-------------------|--|
| 額定電壓              | 230VAC/50Hz (max. 250V),<br>208/220/275/440V 60HZ 選配 |
| 過壓(突波)保護          | Class II or I, type 2, 選配 type 1                     |
| 箱體                | ABS 或 Polycarbonate IP65/67                          |
| 輸入                | 10mm <sup>2</sup> 或指定線規                              |
| 輸出                | 10mm <sup>2</sup> 或指定線規                              |
| 電纜引入              | 電纜迫緊頭或膜嘴(防水矽環)、換氣封                                   |
| 斷路器               | 組合式漏電偵測裝置、負載斷路器                                      |
| 漏電偵測              | 25A/0,03A  |
| 熔絲                | 10x38mm max. 32A                                     |
| 選配                | RCBO(漏電斷路器) 10,16,25,32A<br>MCB 10,13,20,25 其餘客製     |
| 尺寸(寬 Wx 高 Hx 深 D) | 250x350x150mm 其餘客製                                   |

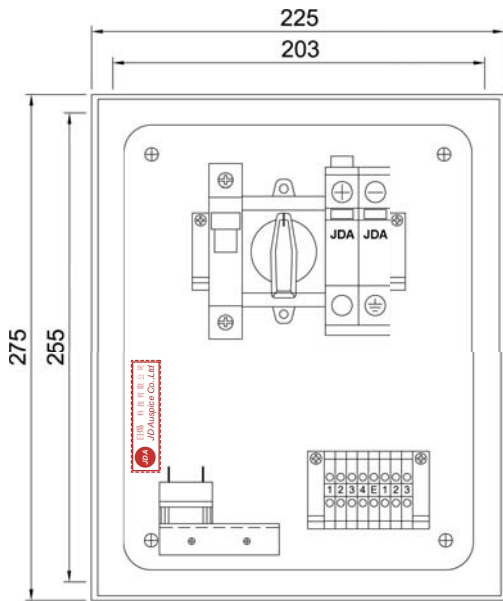
dimension



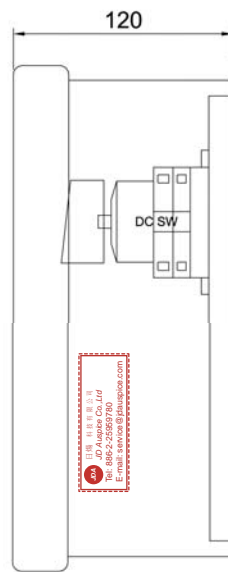
正視圖



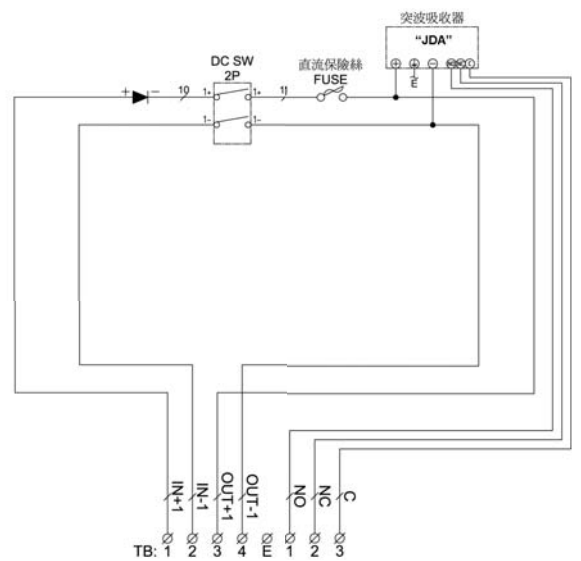
側視圖



正視圖



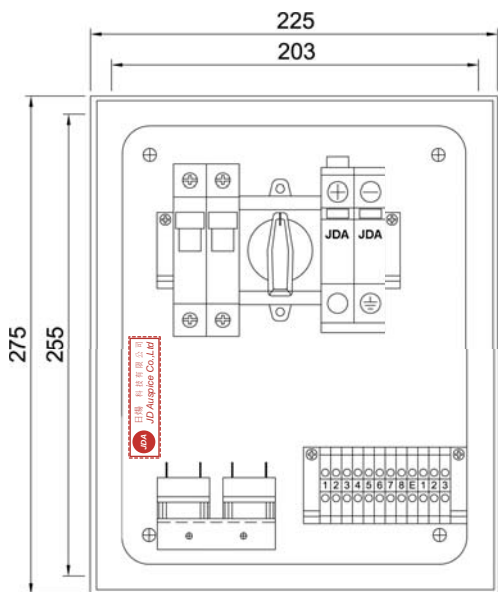
側視圖



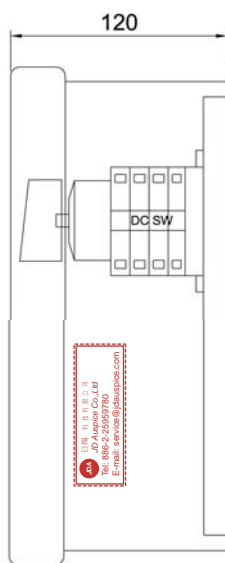
接線示意圖

Note: drawing picture for reference only, we reserve the rights to change without any Notice.

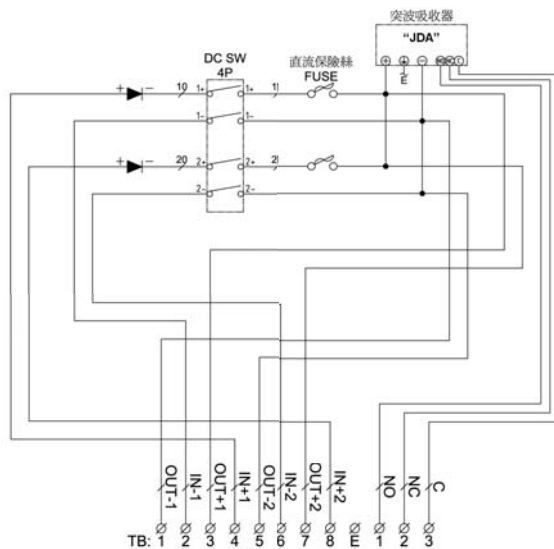
dimension



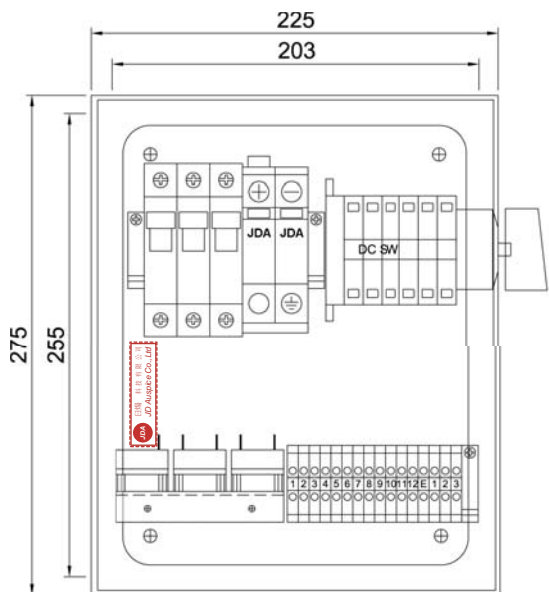
正視圖



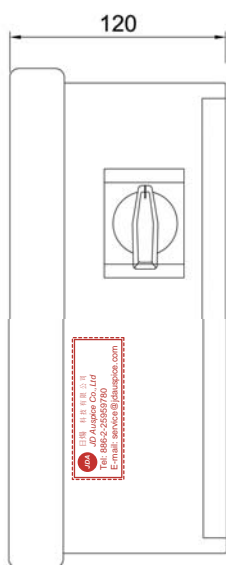
側視圖



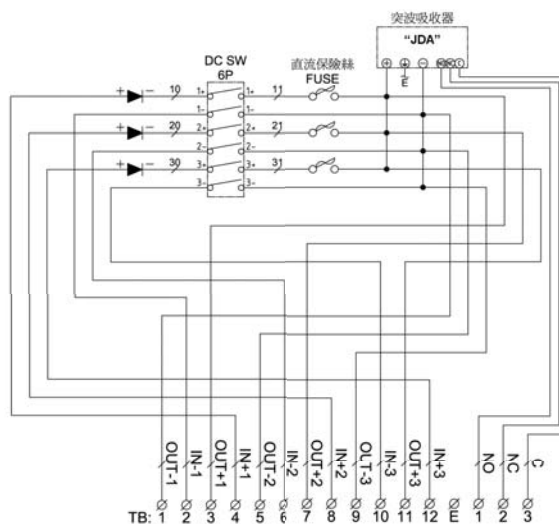
接線示意圖



正視圖



側視圖

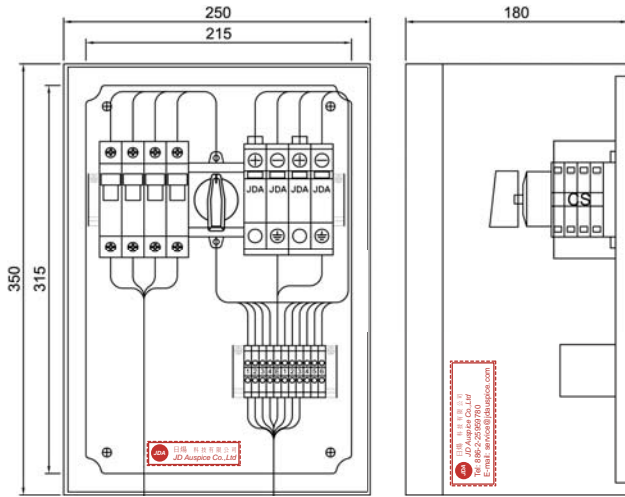


接線示意圖

Note: drawing picture for reference only, we reserve the rights to change without any Notice.

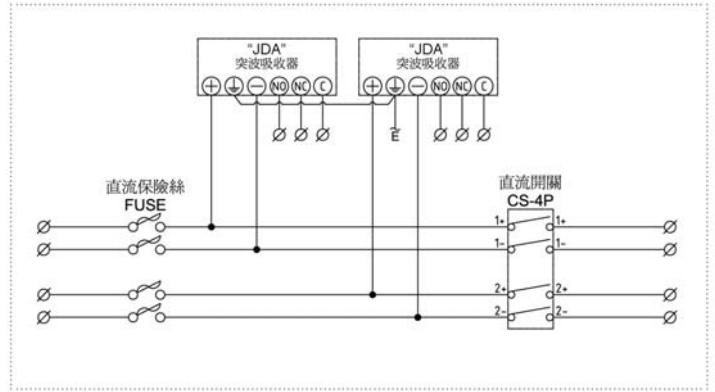
dimension

2個追蹤器應用模式



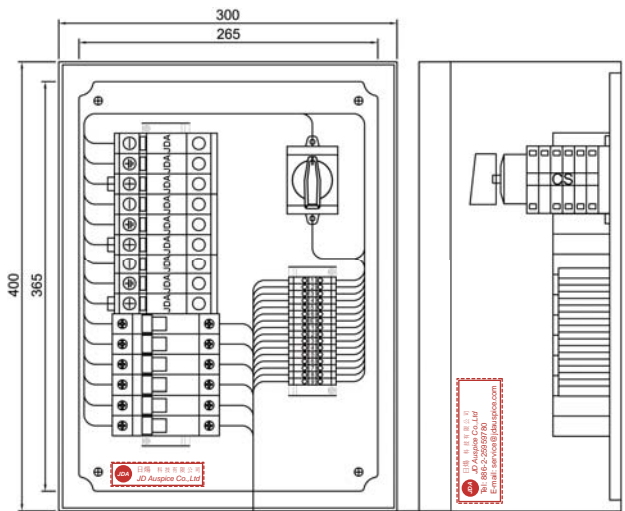
正視圖

側視圖



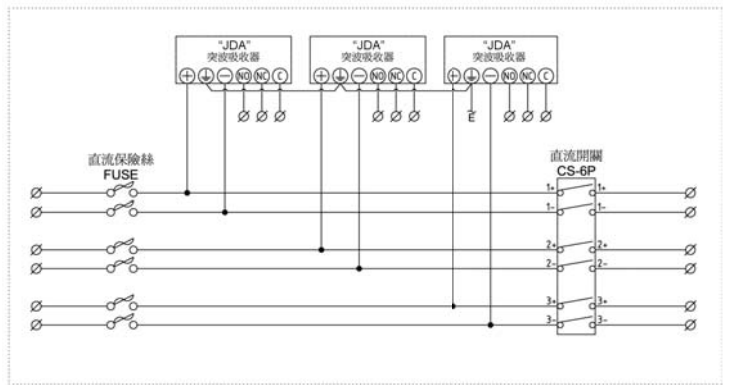
接線示意圖

3個追蹤器應用模式



正視圖

側視圖

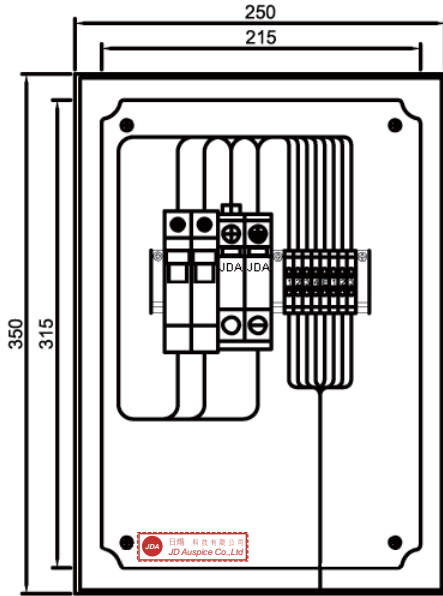


接線示意圖

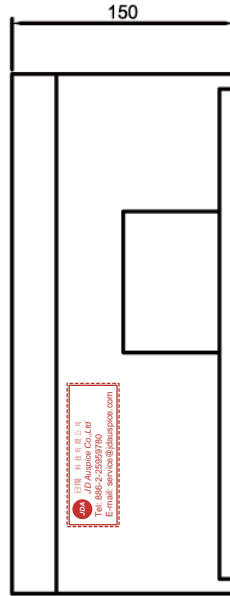


dimension

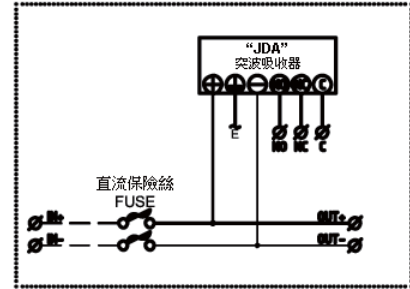
美規UL直流盤



正視圖

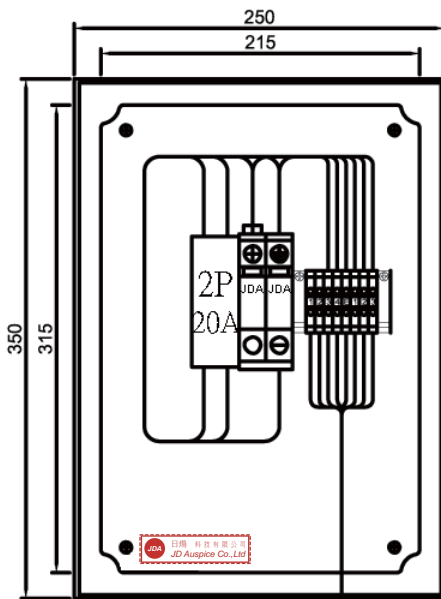


側視圖

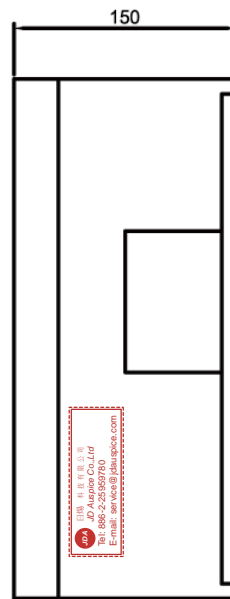


接線示意圖

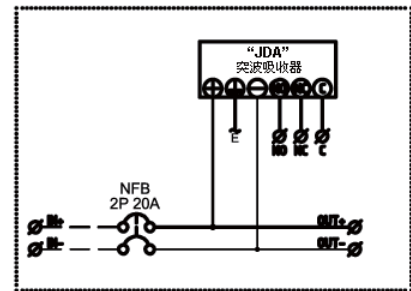
美規UL交流盤



正視圖



側視圖



接線示意圖



日煬科技有限公司  
*JD Auspice Co., Ltd*

電話：+886-2-2595-9780

傳真：+886-2-2595-9412

[www.jdauspice.com](http://www.jdauspice.com)

[service@jdauspice.com](mailto:service@jdauspice.com)

10461 台北市中山區雙城街43巷7號2樓之5